



GOVERNMENT OF MAHARASHTRA

STATE COMMON ENTRANCE TEST CELL, MAHARASHTRA STATE, MUMBAI

8th Floor, New Excelsior Building, A.K. Nayak Road, Fort, Mumbai 400 001.

E-Mail-maharashtra.cetcell@gmail.com

Website -www.mahacet.org

Telephone No. - 022-22016157/53

022-22016159

State Common Entrance Test Cell, Government of Maharashtra

First Year Undergraduate Technical Courses in Engineering and Technology (4 Years) & Master of Engineering and Technology (Integrated 5 Years)

Admissions A.Y. 2023-24

मराठी माहिती पुस्तिका

केंद्रीभूत प्रवेश प्रक्रियेचे ऑनलाईन अर्ज भरण्याची सुविधा
<http://fe2023.mahacet.org/> या संकेतस्थळावर उपलब्ध आहे

Technical Helpline Number
(09:00 AM to 07:00 PM)
+91-9175108612, 18002103111

Index

1. New Registration _____	Page No 03
2. Entrance Exam Details _____	Page No 03
3. Registration Details _____	Page No 04
4. Choose Password _____	Page No 05
5. Mobile Number Verification _____	Page No 06
6. Application ID Generation _____	Page No 07
7. Select Scrutiny Mode _____	Page No 08
8. Candidate Dashboard _____	Page No 08
9. Select Your Candidature Type _____	Page No 09
10. Home University & Category Details _____	Page No 10
11. Special Reservation Details _____	Page No 10
12. Qualification Details SSC/Equivalent Details _____	Page No 11
13. HSC / Equivalent Details _____	Page No 11
14. JEE 2023 Details _____	Page No 12
15. Upload Photograph & Signature _____	Page No 13
16. Upload Required Documents _____	Page No 13
17. Application Fee Cart _____	Page No 14
18. Submit and Print Application Form _____	Page No 15 & 16

New Registration

संकेतस्थळावरील मुख्यपृष्ठावर New Registration या बटन वर क्लिक करून उमेदवारास नोंदणी करता येईल

IMPORTANT

New Registration

Already Registered

Ongoing Events

Click [HERE](#) for Entire Schedule

News

Notifications

Downloads

ENGINEERING AND TECHNOLOGY (INTEGRATED-5 YEARS) FOR ACADEMIC YEAR 2022-23 (Dated 19/10/2022). [New](#)

[Sharad_Test](#) [New](#)

सामाईक परिक्षा निवड :

यामध्ये उमेदवारांस सामाईक परिक्षेची निवड करावयाची आहे. प्रथम उमेदवारांस MHT-CET 2023 परिक्षा उत्तीर्ण आहेत का विचारले आहे. जर उमेदवाराने Yes बटन वर क्लिक केल्यास उमेदवारास सामाईक परिक्षेचा अर्ज क्रमांक व परिक्षेचा आसन क्रमांक व जन्म तारीख नमुद करून Check CET Details या बटन वर क्लिक करावयाचे आहे.

MHT-CET 2023 Details

Have you Appeared for MHT-CET 2023 ?

☒ Yes ☐ No

MHT-CET 2023 Application Number

221000003 *

MHT-CET 2023 Roll Number

2221340113 *

MHT-CET 2023 DOB

03/10/2004 *(DD/MM/YYYY)

Check CET Details

MHT-CET 2023 Details

Candidate Name As Per CET

VYOM SAMEER DESHPANDE

Physics

69.4216462

Chemistry

51.1159107

Mathematics

82.3230141

Total PCM

74.9700023

Important instructions for Candidates :

1. Read the information brochure carefully before filling in the CAP application form.

2. Make sure all supporting documents are properly scanned and uploaded for documents verification as per the Proforma mentioned in the information brochure.

3. kindly check following details before sending for e verification:- Verify Your Name, Category, Gender, Photo, Signature, Exam Marks and Name on Marksheet as well as any additional information, such as the status of the EWS, validity, required format, etc.

4. Check daily SMS, WhatsApp messages on your registered mobile number; login to your account to read messages in your message box; and registered e-mail for important information from State CET Cell until the end of the CAP process.

5. Check the official State CET website daily for the latest notification published by the State CET cell.

6. Please check the important dates of the various activities and complete the activities according to schedule.

7. Download & install mobile app from play store iOS/ android for latest updates.

☐ I have read all important instructions.

Save & Proceed >>>

त्यानंतर उमेदवारास सामाईक परिक्षेत प्राप्त गुण दर्शविले जातील. त्यानंतर खालील Save & Proceed या बटन वर क्लिक करावयाचे आहे. जर उमेदवाराने MHT-CET 2023 परिक्षा दिलेली नसल्यास उमेदवाराने No या बटन वर क्लिक करावे.

त्यानंतर पुढे उमेदवारांस JEE 2023 परिक्षा उत्तीर्ण आहेत का विचारले आहे. जर उमेदवाराने Yes बटन वर क्लिक केल्यास उमेदवारास पुढील टप्प्यावरील माहिती भरावयाची आहे. अन्यथा No या बटन वर क्लिक करावे.

MHT-CET 2023 Details

Have you Appeared for MHT-CET 2023 ?	<input type="radio"/> Yes <input checked="" type="radio"/> No
Have you Appeared for JEE (Main) 2023 conducted by NTA?	<input checked="" type="radio"/> Yes <input type="radio"/> No

Important instructions for Candidates :

1. Read the information brochure carefully before filling in the CAP application form.
2. Make sure all supporting documents are properly scanned and uploaded for documents verification as per the Proforma mentioned in the information brochure.
3. kindly check following details before sending for a verification:- Verify Your Name, Category, Gender, Photo, Signature, Exam Marks and Name on Marksheet as well as any additional information, such as the status of the EWS, validity, required format, etc.
4. Check daily SMS, WhatsApp messages on your registered mobile number; login to your account to read messages in your message box; and registered e-mail for important information from State CET Cell until the end of the CAP process.
5. Check the official State CET website daily for the latest notification published by the State CET cell.
6. Please check the important dates of the various activities and complete the activities according to schedule.
7. Download & install mobile app from play store iOS/ android for latest updates.

☐ I have read all important instructions.

Save & Proceed >>>

पुढे उमेदवारांस Foreign National / NRI / PIO / OCI / CIWGC या उमेदवारी प्रकारात मोडत असेल तर Yes बटन वर क्लिक करावे अन्यथा No या बटन वर क्लिक करावे.

MHT-CET 2023 Details

Have you Appeared for MHT-CET 2023 ?	<input type="radio"/> Yes <input checked="" type="radio"/> No
Have you Appeared for JEE (Main) 2023 conducted by NTA?	<input type="radio"/> Yes <input checked="" type="radio"/> No
Are You Foreign National / NRI / PIO / OCI / CIWGC ?	<input checked="" type="radio"/> Yes <input type="radio"/> No
Enter Foreign Registration Application Number	<input type="text"/>
Enter Date Of Birth	<input type="text"/> (DD/MM/YYYY)

Check Foreign Registration Details

Note: Candidates those who want to apply under the candidature type Foreign National / NRI / PIO / OCI / CIWGC must register on the FCR Portal as per the proposed rules.To Register use the following Link - <https://fn.mahacet.org/StaticPages/HomePage>

Important instructions for Candidates :

ज्या उमेदवारांना उमेदवारी प्रकार फॉरेन नॅशनल / NRI / PIO / OCI / CIWGC अंतर्गत अर्ज करायचा आहे त्यांनी प्रस्तावित नियमांनुसार FCR पोर्टलवर नोंदणी करणे आवश्यक आहे. नोंदणी करण्यासाठी खालील लिंक वापरा -<https://fn.mahacet.org/>

पुढे उमेदवारांस Are You NEUT / JKSSS / PMSSS Candidate ? या उमेदवारी प्रकारात मोडत असेल तर Yes बटन वर क्लिक करावे अन्यथा No या बटन वर क्लिक करावे.

MHT-CET 2023 Details

Have you Appeared for MHT-CET 2023 ?	<input type="radio"/> Yes <input checked="" type="radio"/> No
Have you Appeared for JEE (Main) 2023 conducted by NTA?	<input type="radio"/> Yes <input checked="" type="radio"/> No
Are You Foreign National / NRI / PIO / OCI / CIWGC ?	<input type="radio"/> Yes <input checked="" type="radio"/> No
Are You NEUT / JKSSS / PMSSS Candidate ?	<input checked="" type="radio"/> Yes <input type="radio"/> No

Important instructions for Candidates :

पुढे उमेदवारांस पदविका उत्तीर्ण आहे का असे विचारले आहे. उमेदवार पदविका उत्तीर्ण असल्यास त्याची निवड करावी Yes या बटन वर क्लिक करून व उमेदवाराने पुढील टप्प्यावरील माहिती भरावयाची आहे.

MHT-CET 2023 Details

Have you Appeared for MHT-CET 2023 ?	<input type="radio"/> Yes <input checked="" type="radio"/> No
Have you Appeared for JEE (Main) 2023 conducted by NTA?	<input type="radio"/> Yes <input checked="" type="radio"/> No
Are You Foreign National / NRI / PIO / OCI / CIWGC ?	<input type="radio"/> Yes <input checked="" type="radio"/> No
Are You NEUT / JKSSS / PMSSS Candidate ?	<input type="radio"/> Yes <input checked="" type="radio"/> No
Qualifying Exam	<input checked="" type="radio"/> HSC <input type="radio"/> Diploma in Engineering & Technology <input type="radio"/> D.Voc.

Important Instructions for Candidates :

अश्या प्रकारे उमेदवारास पात्रता परीक्षा ची निवड करावी व Save and Proceed या बटन वर क्लिक करा.

वैयक्तीक माहितीची नोंदणी

उमेदवारांस प्रथम स्वतःचे पुर्ण नाव, वडिलांचे नाव, आईचे नाव, लिंग, जन्म तारीख, धर्म, प्रदेश, मातृभाषा, वार्षिक कौटुंबीक उत्पन्न व राष्ट्रीयत्व इ. माहिती अचुक भरावयाची आहे

Registration Details

Personal Details

Candidate's Full Name उमेदवाराचे पूर्ण नाव		LAXMAN CHANDRASHEKHAR RATHOD (As appeared on HSC Marksheet)(काढावी गुणपत्रिकेवट प्रकाशित केले्याप्रमाणे)	
Father's Name वडिलांचे नाव	CHANDRASHEKHAR	Mother's Name आईचे नाव	ARCHANA
Gender लिंग	Male	Confirm Gender लिंग पुढी करा	Male
DOB (DD/MM/YYYY) जन्म तारीख (दिनांक/महिना/वर्ष)	01/01/2005	Confirm Your DOB (DD/MM/YYYY) जन्म तारीख (दिनांक/महिना/वर्ष) पुढी करा	01/01/2005
Religion धर्म	Hindu	Region प्रदेश	Rural
Annual Family Income वार्षिक कुटुंबीक उत्पन्न	5,00,001 - 5,50,000	Mother Tongue मातृभाषा	Marathi
Nationality राष्ट्रीयत्व	India		

पत्रव्यवहार तपशील

उमेदवाराचा पत्ता, राज्य, जिल्हा, तालुका, गाव, पिन कोड, दुरध्वनी क्रमांक भ्रमणध्वनी क्रमांक व ईमेल आय.डी. इ. माहिती विचारलेली असुन वरिल माहितीच्या आधारे उमेदवारांस संपर्क/ पत्रव्यवहार / सुचना प्राप्त होणार असल्याने उमेदवारांनी अचुक माहिती भरावयाची आहे.

Communication Details			
Address Line 1 पत्ता ओळ 1	<input type="text" value="AP Mumbai"/>		Note : Maximum allowed length for each row is 50 characters.
Address Line 2 पत्ता ओळ 2	<input type="text" value="Mumbai"/>		
Address Line 3 पत्ता ओळ 3	<input type="text"/>		
State राज्य	<input type="text" value="Maharashtra"/>	District जिल्हा	<input type="text" value="Mumbai Suburban"/>
Taluka तालुका	<input type="text" value="Andheri"/>	Village गाव	<input type="text" value="Ambivali"/>
PIN Code पिन कोड	<input type="text" value="411081"/>	Telephone No दूरध्वनी क्रमांक	<input type="text" value=""/> - <input type="text" value=""/>
<p>One Time Password (OTP) will be sent to the mobile number given below for activation of your login. Kindly make sure that mobile number is correct. This mobile number will be used for all future communications. Candidate can use one Mobile No for One Application Form.</p>			
Mobile No श्रमणध्वनी क्रमांक	<input type="text" value="9956491083"/>		E-Mail ID ई - मेल आयडी
		<input type="text" value="lrothod330@gmail.com"/>	

पासवर्ड (संकेतशब्द) तपशिल

उमेदवारांना संकेतस्थळावर खाते तयार करण्यासाठी स्क्रीन वरील दिलेल्या सुचनेनुसार पासवर्ड (संकेतशब्द) दुबार नमुद करावा व खालील Save & Proceed या बटन वर क्लिक करावे.

Choose Password

The Password must be as per the following Password policy :


- Password must be 8 to 13 character long.
- Password must have at least one Upper case alphabet.
- Password must have at least one Lower case alphabet.
- Password must have at least one numeric value.
- Password must have at least one special characters eg. !@#%\$%^&*~
- You can not Copy(Ctrl + C) & Paste(Ctrl + V) and Right Click Passwords into a Password Field

Choose Your Password
संकेतशब्द निवडा

Confirm Password
संकेतशब्दाची पुष्टी करा

Enter Captcha Given Below (case sensitive)

Captcha



Save & Proceed >>>

ओ.टी.पी. तपासणी :

उमेदवाराने नमुद केलेल्या क्रमांकावर तपासणीसाठी संगणकिय प्रणाली द्वारे ओ.टी.पी (OTP) पाठविण्यात येईल. स्क्रीन वरिल बॉक्स मध्ये प्राप्त ओ.टी.पी नमुद करुन खालील Verify OTP या बटन वर क्लिक करावे. जर आपल्या भ्रमणध्वनी वर ओ.टी.पी प्राप्त न झाल्यास बाजुच्या Retry on Call या बटन वर क्लिक करावे

Verify One Time Password

Instructions :

- State CET Cell will send you a One Time Password (OTP) on Your Registered Mobile Number to Verify Your Login
- After receiving One Time Password (OTP), Please Enter it.
- After Verification of One Time Password (OTP), You can Proceed to Complete Your Activities.

Enter One Time Password(OTP) Sent on 91XXXXXX083

Verify OTP

Resend OTP--118 Second

अर्ज क्रमांक प्राप्त तपशिल

संगणकिय प्रणालीद्वारे उमेदवारांस अर्ज क्रमांक दिला जाईल. सदर अर्ज क्रमांक / युजर आय.डी उमेदवाराने कायमस्वरूपी जतन करून ठेवायचा आहे.

Instructions

Registered Successfully for Admission to First Year Under Graduate Technical Courses In Engineering and Technology (4 Years) & Master of Engineering and Technology (Integrated 5 Years) Admissions A.Y. 2023-24

Application ID : EN23120051

Important Instruction :

1. Please note down system generated Application ID and chosen Password for all future logins.

2. Candidate is advised not to disclose or share their password with anybody. CET Cell will not be responsible for violation or misuse of the password of a candidate.

3. Candidate can change his/her passwords after login, if desired.

4. Candidate should remember to log out at the end of their session so that the particulars of the candidate cannot be tampered or modified by unauthorized persons.

5. Candidate can reset Password using a verification code sent via text message (SMS) to Candidate's Registered Mobile No.

6. Application ID has been sent to Candidate's Registered Mobile Number.

Proceed to Complete Application Form >>>

खाते लॉगीन करण्यासाठी Proceed to Complete Application form या बटन वर क्लिक करा.


खाते लॉगीन

ऑनलाईन नोंदणी झाल्यानंतर संगणकिय प्रणालीद्वारे प्राप्त झालेला अर्ज क्रमांक / युजर नेम व नोंदणी करताना नमुद केलेला Password हे लॉगीनच्या स्क्रीन वर नमुद करून खालील Sign In या बटन वर क्लिक करावे.

Registered Candidates Sign In

Application ID : EN23120051

Password :


KUVNZ

Sign In

Instructions :

1. The Candidate who is already registered should enter Application ID and Password.

2. In case candidate forgets his / her Application ID / Password, he / she can retrieve it by using "I can't access my account ?".

3. Candidate is advised not to disclose or share their password with anybody. CET Cell will not be responsible for violation or misuse of the password of a candidate.

4. Only authorised users are allowed to proceed further.

5. Your IP Address and other information will be captured for security reasons.

6. The SC, ST, VJ/D1- NT(A), NT(B), NT(C), NT(D), OBC, SAC and EWS Candidates who submitted receipt of Caste/Tribe Validity Certificate, Non Creamy Layer Certificate, EWS Certificate during registration, physical document verification and confirmation period should upload and verify original Caste/ Tribe Validity Certificate, Non Creamy Layer Certificate, EWS Certificate at FC and submit original certificate to the admitted institute on or before 12/11/2023 Up to 03:00 PM. otherwise these candidates admission will get automatically cancelled and shall be considered as Open category candidates for next institute level round provided candidate full fill eligibility criteria for open category.

[I can't access my account ?](#)

छाननी मोड निवडा

उमेदवाराला त्याच्या / तिच्या सोयीनुसार दस्तऐवज पडताळणीसाठी खालील पर्यायांमधून पडताळणी मोड निवडणे आवश्यक आहे.

HomeApplication Form

Select FC Verification Mode/Option

E-Scrutiny Mode - Candidate Document verification and confirmation through e-scrutiny

a. If the Candidate selects the mode of verification as e-scrutiny through their login.

b. Candidates will have to upload all their documents.

c. e-FC shall electronically verify candidate's information and do the confirmation.

d. Candidates can raise their grievance online for any found discrepancy.

e. e-FC will Facilitate to support candidates to resolve all grievances.

E-Scrutiny Mode & Proceed >>>

Physical Scrutiny Mode - Candidate Document verification and confirmation through in person scrutiny

a. If the Candidate selects the mode of verification as physical scrutiny through their login.

b. Candidates will have to visit the Facilitation Center in person for document verification and confirmation.

c. In this mode candidate will select a nearby FC center and select the available time slot for document verification and confirmation.

d. For any document discrepancy found, candidates can visit the FC center.

e. FC center will facilitate support to candidates to resolve the all discrepancy.

Physical Scrutiny & Proceed >>>

उमेदवार डॅशबोर्ड एकूण 10 चरण आहेत जी पूर्ण करणे आवश्यक आहे, अर्ज पूर्ण करण्यासाठी उमेदवाराने चरण 2 च्या अपूर्ण बटणावर क्लिक करणे आवश्यक आहे.

अर्ज स्थिती आणि सूचना खाली दर्शविल्याप्रमाणे आवेदन फॉर्म पडताळणी स्थिती अंतर्गत दाखविण्यात येईन.

Application Form Verification Status		
Your Application Form is incomplete, Please Fill the Complete Application Form for E-Verification and Confirmation.		
Application Form Status		
Step ID	Step Details	Status
Step 1	Fill Registration Details	Complete
Step 2	Fill Candidature Type Details	Incomplete
Step 3	Fill Home University & Category Details	Incomplete
Step 4	Fill Special Reservation Details	Incomplete
Step 5	Fill Qualification Details	Incomplete
Step 6	Fill JEE (Main) 2023 Paper-1 Details	Incomplete
Step 7	Upload Photograph and Signature	Incomplete
Step 8	Upload Required Documents	Incomplete
Step 9	Pay Application Fee	Incomplete
Step 10	Confirm Application Form at Facilitation Centre	Incomplete

आपले कॅडिडेट प्रकार निवडा

खाली दिलेली सूचना वाचा आणि उमेदवारीचा आपला प्रकार दावा करा. अधिक तपशीलवार माहितीसाठी माहिती पुस्तिका वाचा.

Claim Your Type of Candidature

Note :

- Read all the types carefully and claim your Type of Candidature by clicking on the radio button and then click on 'Save & Proceed' Button.

Eligibility Requirement	Select Candidature Type
(i) Candidates Passing SSC and also HSC or Diploma in Engineering examination from a recognized institution in Maharashtra State. (ii) Candidate who is either Domicile of Maharashtra and / or is born in Maharashtra.	<input checked="" type="radio"/> Maharashtra - Type A
A Candidate who does not fall in Type-A above, but who or whose Father or Mother is domiciled in the State of Maharashtra and possess Domicile Certificate.	<input type="radio"/> Maharashtra - Type B
A Candidate who does not fall in either Type-A or Type-B but whose Father or Mother is an employee of the Government of India or Government of India Undertaking and who has been posted and reported to duty in Maharashtra State before the last date for submission of Application Form for CAP.	<input type="radio"/> Maharashtra - Type C
A Candidate who does not fall in any of the above Type-A, Type-B and Type-C but whose Father or Mother is an employee or retired employee of the Government of Maharashtra or Government of Maharashtra Undertaking.	<input type="radio"/> Maharashtra - Type D
Candidates passing SSC and/or HSC Examination from a recognized institution located in Maharashtra Karnataka Border area or from Maharashtra, residing in the Maharashtra Karnataka Border area and whose mother tongue is Marathi Click here for List of Maharashtra Karnataka Border area designated Villages	<input type="radio"/> Maharashtra - Type E
Outside Maharashtra State (OMS) Candidate having Indian Nationality.	<input type="radio"/> OMS
Outside Maharashtra State (OMS) Candidate having Indian Nationality.	<input type="radio"/> OMS
Union Territory of Jammu and Kashmir and Ladakh Migrant (J-1) : The children of citizens, who are displaced from Union Territory of Jammu and Kashmir and Ladakh to any part of India from unsafe border area of Union Territory of Jammu and Kashmir and Ladakh to a relatively safer place in Union Territory of Jammu and Kashmir and Ladakh from 1990 onwards due to terrorist activities.	<input type="radio"/> J & K Migrant (J-1)
Union Territory of Jammu and Kashmir and Ladakh Migrant (J-2) : The children of officers belonging to Indian Administrative Services (IAS), Indian Police Services (IPS) or Indian Foreign Services (IFS) and children of staff belonging to military and paramilitary forces transferred to Union Territory of Jammu and Kashmir and Ladakh to combat terrorist activities and joined the post on or before the last date for submission of application for admission.	<input type="radio"/> J & K Migrant (J-2)
Union Territory of Jammu and Kashmir and Ladakh Migrant (J-3) : The children of staff and officers of Union Territory of Jammu and Kashmir and Ladakh police engaged in combating terrorism, are eligible under this category.	<input type="radio"/> J & K Migrant (J-3)
Union Territory of Jammu and Kashmir and Ladakh Migrant (J-4) : The children of Kashmiri Pandits / Kashmiri Hindu families (Non Migrants) living in the Kashmir valley and having domicile certificate.	<input type="radio"/> J & K Migrant (J-4)
Foreign National / Foreign Students.	<input type="radio"/> Foreign Students
Non-Resident Indian (NRI) Candidate.	<input type="radio"/> NRI
Persons of Indian Origin (PIO) / Overseas Citizen of India (OCI).	<input type="radio"/> PIO / OCI
Children of Indian Workers in Gulf Countries (CIWGC).	<input type="radio"/> CIWGC

Save & Proceed >>>

कॅडिडेट प्रकारावर आधारित गृह विद्यापीठ आणि श्रेणी तपशील प्रदर्शित केले जातील. उमेदवारीसाठी खालील माहिती (प्रश्न) प्रदर्शित केली जाईल.

Home University & Category Details

Home University Details

Your Type of Candidature : Maharashtra - Type A

Type of Document required for uploading (Type-A) प्रकाट - अ साठीचे प्रमाणपत्र निवडा	-- Select Document --
Select District from which Candidate has Passed SSC उमेदवाराने दहावी उत्तीर्ण केलेला जिल्हा निवडा	-- Select District --
Select District from which Candidate has Passed HSC / Diploma in Engineering & Technology उमेदवाराने बादावी / अभियांत्रिकी व संक्राजल पदविका उत्तीर्ण केलेला जिल्हा निवडा	-- Select District --
Select Taluka from which Candidate has Passed HSC / Diploma in Engineering & Technology उमेदवाराने बादावी / अभियांत्रिकी व संक्राजल पदविका उत्तीर्ण केलेला तालुका निवडा	-- Select Taluka --
Your Home University गृह विद्यापीठ	

श्रेणी तपशील

उमेदवारास सर्व प्रथम संवर्ग ची निवड करावयाची आहे, त्यानुसार उमेदवारास पुढील माहिती भरावयाची आहे.

Category Details

Select Category to Which You Belong
आपला प्रथम निवडा

Open

Your Annual Family Income
कोटिवार्षिक उत्पन्न

5,00,001 - 5,50,000

Do you want to Apply for EWS (Economically Weaker Section) Seats ?
आपण ईडब्ल्यूएस (आर्थिक दृष्ट्या दुर्बल घटक) जागासाठी अर्ज करू इच्छिता?

Yes

Click here for required format of Proforma - V

Enter Caste Name
जातीचे नाव प्रविष्ट करा

Maratha

Select EWS Certificate Status
ईडब्ल्यूएस (आर्थिक दृष्ट्या दुर्बल घटक) प्रमाणपत्राची स्थिती निवडा

Available

Instructions :

You are required to upload the Domicile Certificate / Birth Certificate / School Leaving Certificate of Candidate stating that the Birth Place is in Maharashtra.

You are required to Upload Eligibility Certificate for Economically Weaker Section.

Save & Proceed >>>

आपण EWS अंतर्गत अर्ज करू इच्छित असल्यास EWS स्थिती होय निवडा अन्यथा नाही निवडा. आपल्या जातीचे नाव प्रविष्ट करा आणि Save and Proceed या बटणावर क्लिक करा.

विशेष आरक्षण तपशील

पीडब्ल्यूडी, संरक्षण आणि टीएफडब्ल्यूएस तपशील बाबत माहिती भरायची आहे.

जर किमान 40% अपंगत्व प्रमाणपत्र असल्यास, दिलेल्या ड्रॉपडाउनमधून आपले अपंगत्व प्रकार निवडा अन्यथा लागू नाही निवडा.
जर उमेदवारांचे पालक संरक्षणात असतील किंवा संरक्षणातून निवृत्त झाले असतील तर संरक्षण प्रकार निवडा अन्यथा लागू नाही निवडा.

जर तुम्हाला TFWS (ट्र्युशन फी वेव्हर स्कीम) अंतर्गत अर्ज करायचा असेल तर होय निवडा अन्यथा नाही निवडा - वैध उत्पन्न प्रमाणपत्र आवश्यक

उमेदवार अनाथ असल्यास, नंतर होय निवडा अन्यथा आवश्यक नाही (प्रोफॉर्मा यू) निवडा.

उमेदवार अल्पसंख्याक उमेदवाराचा असेल तर आपला अल्पसंख्याक प्रकार निवडा अन्यथा लागू नाही निवडा

Special Reservation Details

PWD, Defence and TFWS Details

Person with Disability
अपंग वारंती

Acid Attack victims
benchmark disability required.

Minimum 40%

Is Parent a Defence Personnel
वास्तविक पालक कोटिवार्षिक उत्पन्न आहे

Ex Service Personnel Defence Candidate - (Def-I)

Your Annual Family Income
कोटिवार्षिक उत्पन्न

5,00,001 - 5,50,000

Do you want to Apply for TFWS (Tuition Fee Waiver Scheme) Seats ?
तुम्हाला टीएफडब्ल्यूएस (ट्रिअन फी वेव्हर स्कीम) जागासाठी अर्ज करायचा आहे काय?

Yes

Orphan Details

Are You Orphan ?
तुम्ही अनाथ आहात का?

Yes

Click here for required format of Proforma - U

Minority Details

Do You Belongs to Minority Caste/Religion Type ?
आपण अल्पसंख्याक जाती/धर्मासाठी प्रविष्ट करावा काय?

No

You are required to Upload Certificate of Disability from the Director, All India Institute of Physically Handicapped, Mumbai or Dean / Civil Surgeon of the Government / Civil Hospitals.
Click here for required format of Certificate of Disability

You are required to Upload Defence Service Certificate in the Proforma - C.

You are required to Upload Domicile Certificate of Father / Mother who is an ex-Service Personnel is Domiciled in Maharashtra.

You are required to Upload Income Certificate of Parents issued by competent authority of Govt. Of Maharashtra having Annual Income below Rs. 8 Lacs.

You are required to Upload Orphan Certificate / Proforma - U.

Save & Proceed >>>

Special Reservation Details

PWD, Defence and TFWS Details

Person with Disability
अपंग प्रारंभी

Acid Attack Victims
benchmark disability required.

Minimum 40%

Is Parent a Defence Personnel
पात्रक एक संरक्षण कर्मचारी आहे

Ex Service Personnel Defence Candidate - (Def-I)

Your Annual Family Income
वैयर्थिक वार्षिक उत्पन्न

5,00,001 - 5,50,000

Do you want to Apply for TFWS (Tuition Fee Waiver Scheme) Seats ?
तुम्हाला ट्युशन फी वॉयवर (शिक्षण शुल्क वापसी योजने) जागांसाठी अर्ज करावयाचे आहे काय?

Yes

Orphan Details

Are You Orphan ?
तुम्ही अनाथ आहात का?

Yes

Click here for required format of Proforma - U

Minority Details

Do You Belongs to Minority Candidature Type ?
आपण अल्पसंख्याक उमेदवारी प्रकटासाठी संघटित आहात काय?

No

You are required to Upload Certificate of Disability from the Director, All India Institute of Physically Handicapped, Mumbai or Dean / Civil Surgeon of the Government / Civil Hospitals.
Click here for required format of Certificate of Disability

You are required to Upload Defence Service Certificate in the Proforma - C.

You are required to Upload Domicile Certificate of Father / Mother who is an Ex-Service Personnel is Domiciled in Maharashtra.

You are required to Upload Income Certificate of Parents issued by competent authority of Govt. Of Maharashtra having Annual Income below Rs. 8 Lacs.

You are required to Upload Orphan Certificate / Proforma - U.

Save & Proceed >>>

पात्रता तपशील

एसएससी / समतुल्य तपशील

एसएससी बोर्ड, एसएससी पासिंग वर्ष, आणि एसएससी सीट नंबर,प्राप्त मार्क्स आणि मार्क्स प्रविष्ट करा.

Qualification Details

SSC / Equivalent Details

SSC Board
दहावी बोर्ड

Maharashtra State Board of Secondary and Higher Secondary Education, Pune

SSC Passing Year
दहावी उत्तीर्ण वर्ष

2018

SSC Seat Number
दहावीचा आसन क्रमांक

MH20245

Note : If you have not appeared for Mathematics or Science or English in SSC than Enter Zero (0) in Marks Obtained and 100 in Marks OutOf for that Subject.

Subject	Marks Obtained	Marks OutOf	Percentage
SSC Mathematics Marks दहावी गणितचे गुण	80	100	80.00
SSC Science Marks दहावी विज्ञान गुण	80	100	80.00
SSC English Marks दहावी इंग्रजी गुण	89	100	89.00
SSC Aggregate Marks दहावी एकूण गुण	400	500	80.00

एचएससी / समान तपशील

एचएससी तपशील भरण्यापूर्वी काळजीपूर्वक सर्व सूचना वाचा. पात्रता परीक्षा, एचएससी बोर्ड आणि एचएससी बोर्डाचे स्थान निवडा.

JEE 2023 तपशील

जर तुम्ही JEE 2023 साठी उपस्थित झाला असाल तर Yes सिलेक्ट करा अन्यथा No सिलेक्ट करा. आपल्या JEE अर्ज क्रमांक प्रविष्ट करा आणि डीओबी आणि तपशील आणण्यासाठी JEE स्कोअर डेटा मिळवा वर क्लिक करा.

JEE (Main) 2023 Paper-1 NTA Score

Have you Appeared for JEE (Main) 2023 conducted by NTA?
आपण जेईई (मुख्य) 2023 एनटीएर पात्रता परिक्षेत उतीर्ण झाले का ?

☒ Yes ☐ No

Note: Your Final Details (based on best of the Two in 'Total') will be fetched after entering JEE Application No and DOB.

JEE Application No.
आपण क्रमांक

22030000002

Candidate's DOB as on JEE Score Card

31/08/2003

(DD/MM/YYYY)

Get JEE Score Data

Candidate Name As Per JEE

RISHABH KAPOOR

Physics
भौतिकशास्त्र

62.7458952

Chemistry
रसायनशास्त्र

27.8217357

Mathematics
गणित

93.8686474

Total
एकूण

69.8842845

Save & Proceed >>>

बचत करा आणि पुढे जा बटणावर क्लिक करा.

If candidates unable to fetch their JEE 2023 score kindly contact support.

छायाचित्र आणि स्वाक्षरी अपलोड करा

खाली दिलेल्या सूचना वाचा आणि निवडा Upload type >> select File>>click on Crop>>select area>>>click on Crop>>upload खालील चरणानुसार उमेदवाराने फोटो आणि स्वाक्षरी अपलोड करणे आवश्यक आहे.

Upload Photograph & Signature

Note :

1. The Photograph image should be in jpg/jpeg/png format.

2. Size of the Photograph image must be greater than 4 KB and less than 100 KB.

3. Dimension of Photograph image should be 3.5 CM (width) * 4.5 CM (height) only.

4. Ensure that Photograph image is of good quality.

5. Use 'BROWSE' button to set Photograph image Path and Click 'PREVIEW' Button to Verify Your Photograph.

Select Upload Type: --Select--

Photograph
छायाचित्र

Signature
स्वाक्षरी

Save & Proceed >>>

दोन्ही अपलोड केल्यानंतर (फोटो आणि स्वाक्षरी) बचत आणि पुढे जा बटणावर क्लिक करा.

आवश्यक कागदपत्रे अपलोड करा

1 ते 7 या मागील चरणांमध्ये उमेदवाराने केलेल्या निवडीनुसार उमेदवाराने संबंधित कागदपत्रे अपलोड करण्यास सांगितले. कागदपत्रे अपलोड करण्यासाठी, चरण अनुसरण करा.

Upload Required Documents

Instructions :

- Please Use Latest Version Of **Google Chrome** or **Mozilla Firefox** To Upload Documents.
- File Types Allowed : **pdf, jpg, jpeg, png**
- Maximum File Size Allowed : **500 KB**

Sr. No.	Document Name	Upload	View	Edit
1	Certificate of Indian Nationality in the Name of the Candidate.	⬆		
2	Birth Certificate of the Candidate showing his / her Place of Birth in the State of Maharashtra.	⬆		
3	Income Certificate of Parents issued by competent authority of Govt. Of Maharashtra having Annual Income upto Rs. 8 Lacs.	⬆		
4	Orphan Certificate / Proforma - U	⬆		
5	Eligibility Certificate for Economically Weaker Section in Proforma - V.	⬆		
6	Statement of Marks or Certificate of Passing SSC / Equivalent Examination.	⬆		
7	Statement of Marks or Certificate of Passing HSC / Equivalent Examination / Passing Marksheet/Certificate of 3 years Diploma in Engineering and Technology.	⬆		
8	Score Card of MHT-CET 2023.	⬆		

Certificate of the Indian Nationality :-

The certificate of Indian Nationality, which is usually issued by the Tahshildar/Executive Magistrate/Dy. Collector of the concerned Taluka/District wherein the candidate ordinarily resides. In lieu of the "Certificate of Indian Nationality" any one of the following certificate will also be acceptable -

- The School leaving Certificate indicating the Nationality of the candidate as 'Indian'.
- Indian Passport in the name of the candidate, issued by appropriate authorities.
- Birth Certificate of the Candidate indicating the place of birth in India.

Domicile Certificate :-


Domicile certificate issued by the Maharashtra State's appropriate authorities will be considered valid. The domicile certificate of Mother of the candidate shall be supported with marriage certificate and legal proof of change in name if any. Such candidates will be required to submit birth certificate clearly mentioning the name of the mother.

Non-Creamy Layer Certificate :-

A candidate belonging to 'Creamy Layer' amongst the categories V2/OT-N1(A), N1(B), N1(C), N1(D), SBC and OBC must note that the provision of reservation is NOT applicable to him/her. A candidate claiming benefit of reservation under the categories V2/OT-N1(A), N1(B), N1(C), N1(D), SBC and OBC above will be required to produce "Non-Creamy Layer Certificate" in the name of the candidate as specified in the **Government Resolution No. CBC-10/2008/C.A.697/SCW-5**, dated 27th February 2009 or its updated version from time to time. **This certificate should be valid up to 31st March 2024.**

Save & Proceed >>>

कागदपत्रे अपलोड करत असताना उमेदवारास BarCode क्रमांक प्रविष्ट करणे गरजेचे आहेत त्यासाठी आपल्या कागदपत्रे मध्ये २० अंकी क्रमांक जश्यास तसे प्रविष्ट करा.



128520012 SPECIMEN 2

Enter 20 Digit BarCode Number

20 अंकी बारकोड क्रमांक प्रविष्ट करा

FORM - 8

[Rule No. 5 (6)]

Form of Caste Certificate for De-Notified Tribe (Vimukt Jati)/Nomadic Tribe/Other Backward Class/Special Backward Category person belonging to the State of Maharashtra

Documents Verified

1. school leaving certificate of beneficiary
2. uid
3. Caste Certificate of the Relative
4. Ration card
5. Affidivate 1
6. Vanshawal
7. Self Affidivate

अर्ज फी कार्ट

माहिती माहितीपत्रक मध्ये नमूद नियमांनुसार अर्ज शुल्क दाखविण्यात येईन , चेक बॉक्स वर क्लिक करून, भुगतान करण्यासाठी पुढे वर क्लिक करा आणि उपलब्ध देयक पद्धतीचा वापर करून अर्ज शुल्क भरा.

Pay Application Fee	
MHT-CET Application Fee Paid (₹)	800/-
Online Application Fee Paid (₹)	0/-
Online Application Fee to be Paid (₹)	NIL/-

Save & Proceed >>>




ज्या उमेदवाराने MHT CET 2023 अर्ज भरताना अर्जाची रक्कम भरलेली आहे अश्या उमेदवारास प्रवेश प्रक्रिया चे अर्ज भरताना पुन्हा अर्ज शुल्क भरण्याची गरज नाही परंतु उमेदवारांचे प्रवर्ग MHT CET 2023 अर्जा नुसार असणे गरजेचे आहे.

Submit Application form

Submit Application Form For E-Verification >>>

First Year Degree in Engineering/Technology Admissions 2023-24

Application Form

GOVERNMENT OF MAHARASHTRA
STATE COMMON ENTRANCE TEST CELL, MAHARASHTRA STATE
8th Floor, New Excelsior Building, A.K.Nayak Marg, Fort, Mumbai-400001. (M.S.)

Application Form for Admission to First Year Under Graduate Technical Courses in Engineering and Technology (4 Years) & Master of Engineering and Technology (Integrated 5 Years) Admissions A.Y. 2023-24

Application ID : EN23120111 Version No : 1

Personal Details

Candidate's Full Name	LAXMAN CHANDRASHEKHAR RATHOD
Father's Name	CHANDRASHEKHAR

ज्या उमेदवारास अर्ज मध्ये कोणतेही बदल करायचे नसेल, तर उमेदवार अर्ज ची माहिती पुन्हा पडताळणी करून Submit Application form या बटन वर क्लिक करा.

त्यानंतर उमेदवारास Login Password नमूद करून Verify Password या बटन वर क्लिक करा.

Lock your Application Form

Enter Your Login Password

Verify Password

Password Verification नंतर उमेदवारास OTP पाठविण्यात येईल तो उमेदवारांनी इथे नमूद करून Verify OTP for Submit Application form या बटन वर क्लिक करावा.

Lock your Application Form

OTP has been sent your Mobile No : 91XXXXX083

Enter One Time Password (OTP)

Verify OTP for Submit Application Form

Application form जमा केल्यानंतर उमेदवारास कोणत्याही प्रकारचे बदल करता येणार नाहीत याची दक्षता घेणे गरजेचे आहे.

प्रिंट अर्ज फॉर्म

यशस्वी पेमेंट केल्यानंतर उमेदवार अर्ज प्रिंट करू शकतो.

Print Application Form

Important Instructions for Printing:

- Before printing access the "Page Setup" Option from file menu and configure the following values :
 - Left Margin = 0.25
 - Right Margin = 0.25
 - Top Margin = 0.25
 - Bottom Margin = 0.25
 - Header should be blank
 - Footer should be blank
- Make sure that the printer is ready with A4 size papers in it.
- The online system will print **Application form**.
- Confirm whether you have received correct set of printout if not then please take the printouts again.

First Year Degree in Engineering/Technology Admissions 2023-24

Application Form



GOVERNMENT OF MAHARASHTRA
STATE COMMON ENTRANCE TEST CELL, MAHARASHTRA STATE
8th Floor, New Excelstar Building, A.K.Nayak Marg, Fort, Mumbai-400001, (M.S.)



Application Form for Admission to First Year Under Graduate Technical Courses in Engineering and Technology (4 Years) & Master of Engineering and Technology (Integrated 5 Years) Admissions A.Y. 2023-24

Application ID : EN23120051 Version No : 1

Alloted e-Facilitation Center (e-FC) For e-Scrutiny FC8784 - Synthesys Pvt Ltd ,06/06/2023 12:53:03 PM

Personal Details

Candidate's Full Name LAXMAN CHANDRASHEKHAR RATHOD
Father's Name CHANDRASHEKHAR
Mother's Name ARCHANA

Edit Application form

E-Scrutiny Mode

ज्या उमेदवारास अर्ज सादर केल्यानंतर अर्जा मध्ये कोणतेही बदल करू इच्छित असल्यास उमेदवारास तक्रार (Grievance) पाठवणे गरजेचे आहे.

Grievance पाठविण्यासाठी पुढील चरणांचे अनुसरण करा.

Login Your Application form ➡ Click on Send Grievance ➡ Submit Grievance
Grievance मंजूरी नंतर उमेदवारास अर्जा मध्ये बदल करण्यासाठी परवानगी देण्यात येईन.

Physical Scrutiny Mode

ज्या उमेदवारांनी Physical Scrutiny Mode म्हणून पडताळणी पद्धती निवडली आहे त्यांनी आपल्या अर्जाच्या पडताळणीसाठी सर्व मूळ दस्तऐवजासह कोणत्याही सुविधा केंद्राला भेट देणे आवश्यक आहे.

Physical Scrutiny Mode म्हणून पडताळणी पद्धती निवडलेल्या उमेदवारांना अर्ज पुष्टी नंतर कोणतेही बदल करावायचे असेल तर संबंधित एफसी (FC) ला भेट देणे आवश्यक आहे.

कॅप प्रवेश प्रक्रियेसाठी केवळ सत्यापित अर्जावर विचार केला जाईल.